

COMPACT TRACK LOADER


TL12R2

Takeuchi

From World First to World Leader



TOUGH, RUGGED, EFFICIENT




Hydraulic Lock



Quiet Ride Track Design



Active Power Control



HD Cooling Module

The TL12R2 features a radial lift loader arrangement, and demonstrates Takeuchi's continued commitment to product improvement and innovation. It features a completely redesigned operator's station with a 5.7" color multi-information display excellent feature set, and updated rocker switches that control a wide range of machine functions. Cab models have a smooth, low effort overhead door that improves entry and egress and enables the loader to be operated with the door in the raised or lowered position. An updated undercarriage with a wide block quiet ride track system provides better flotation, improved ride quality, and a reduction in noise and vibration.

A powerful, 111 horsepower engine meets the latest EPA Tier 4 emissions standards while delivering outstanding power and torque for impressive performance in the most demanding applications.

Equipped with the Takeuchi Fleet Management (TFM) telematics system critical information such as machine health, condition, diagnostics, and location can be viewed remotely providing valuable real time machine information that will help control costs and keep downtime to a minimum. The Takeuchi Fleet Management system is a real value as the service is free for the first two years of machine ownership.



Spacious operator's platform with easy to reach controls and switches.

Product Features & Specifications

ENGINE

- EPA Final Tier 4 Emission Compliant
- Turbocharged and Intercooled
- DOC+DPF+SCR Exhaust After Treatment
- High Pressure Common Rail Injection System
- Automatic Fuel Bleed System
- Active Power Control Power Management System
- Working Modes - Power and ECO
- Dial Throttle Control
- Dual Element Air Filter
- High Capacity Radiator, Hydraulic Oil Cooler and Intercooler Mounted Side-by-Side on Swing Out Frame

ELECTRICAL

- 5.7' Multi-Informational Color Display
- Sealed Rocker Switches
- 12 volt System with 80 amp Alternator
- LED: Two Front and Two Rear
- Engine Preheat
- Hour Meter
- Back-up Alarm
- Horn

UNDERCARRIAGE AND FRAME

- Double Reduction Planetary Drives
- Permanently Sealed Track Rollers with Metal Face Seals
- Fully Welded Frame with Integrated Cross Members
- Two-Speed Travel
- 17.7" Rubber Track
- Grease Type Track Adjuster
- Front and Rear Tie-Down Points and Lift Points
- Rear Bumper Integrated into Frame

OPERATOR'S STATION

- Tilt-up Operator's Station
- Deluxe High Back Suspension Seat
- Rear Pivoting Lap Bar with Arm Rest
- ROPS / FOPS Structure
- Retractable 2" Seat Belt
- Rear View Camera
- Foot Throttle
- Pressurized Cab with Roll-up Door, A/C, Heat, Defrost and Front Wiper, and AM / FM / MP3 Radio with NOAA Weatherband (optional)
- Retractable 3" Seat Belt (optional)
- 3 Point Retractable Seat Belt (optional)
- Polycarbonate Door and Top Guard (High Flow Only)

HYDRAULIC & WORKING EQUIPMENT

- Pilot Hydraulic Controls
- Boom Float with Detent
- Cushioned Boom Cylinders
- Proportional Auxiliary Controls with Detent
- Hydraulic Self Leveling
- Pressure Relieving Flat Faced Coupler Body
- High Capacity Steel Hydraulic Tank
- 14-Pin Connector with Push Button Control
- Mechanical Quick Coupler
- Hydraulic Quick Coupler
 - Cab - Standard Equipment
 - Canopy - optional
- High Flow Auxiliary Hydraulics 40.4 gpm (optional)
- Secondary Auxiliary Circuit 23.2 gpm (optional with High Flow only)
- Ride Control (optional)
- Pattern Change Valve (ISO or H) (optional)

TAKEUCHI FLEET MANAGEMENT

- 2 Year Standard Service
- Minimize Downtime
- Remote Diagnostics
- Utilization Tracking
- Proactive Maintenance
- Control Costs



Convenient Service and Maintenance Access



Integrated Undercarriage

OPERATING PERFORMANCE

Operating Weight - Canopy	12,300 lb	(5,580 kg)
Cab	12,590 lb	(5,710 kg)
Tipping Load	8,629 lb	(3,915 kg)
Rated Operating Capacity, SAE J818*	2,975 lb	(1,349 kg)
Operating Load at 50% of Tipping Load	4,315 lb	(1,957 kg)
Bucket Breakout Force	8,210 lb	(3,722 kg)
Lift Arm Breakout Force	8,075 lb	(3,663 kg)
Traction Force	14,010 lb	(6,353 kg)
Ground Pressure - Canopy	4.58 psi	(31.6 kPa)
Ground Pressure - Cab	4.68 psi	(32.3 kPa)
Travel speed - Low	5.0 mph	(8.1 km/hr)
High	7.3 mph	(11.8 km/hr)

* Operating capacity of compact track loaders is rated according to SAE J818 at no more than 35% of the tipping load

HYDRAULIC SYSTEM

Auxiliary Flow - Primary Circuit	23.2 gpm	(88.0 Lpm)
Auxiliary Flow - High Flow (optional)	40.4 gpm	(153.0 Lpm)
Auxiliary Flow - Secondary Circuit (optional)	23.2 gpm	(88.0 Lpm)
Hydraulic System Pressure	3,481 psi	(24.0 MPa)

ENGINE

Make / Model	Kubota / V3800TIF4B-Turbo Intercooled	
Engine Displacement	230 cu in	(3.8 L)
Horsepower @ 2,400 rpm	111.3 hp	(83.0 kW)
Maximum Torque @ 1,500 rpm	276 ft-lb	(374 Nm)

FLUID CAPACITIES

Engine Lubrication	13.9 qt	(13.2 L)
Cooling System	19.0 qt	(18.0 L)
Fuel Tank Capacity	31.6 gal	(119.5 L)
DEF Fluid Tank Capacity	4.8 gal	(18.0 L)
Fuel Consumption (65% of Full Load)	3.8 gal/hr	(14.4 L /hr)
Hydraulic Reservoir Capacity	13.2 gal	(50.0 L)
Hydraulic System Capacity	20.9 gal	(79.0 L)



LCD Display



Pilot Controls




Roll Up Door



Rear View Camera

ATTACHMENTS

Takeuchi now offers attachments for all of your Takeuchi equipment. See your authorized Takeuchi dealer for additional information and attachment options.




Grapple - Scrap



Dozer Blades

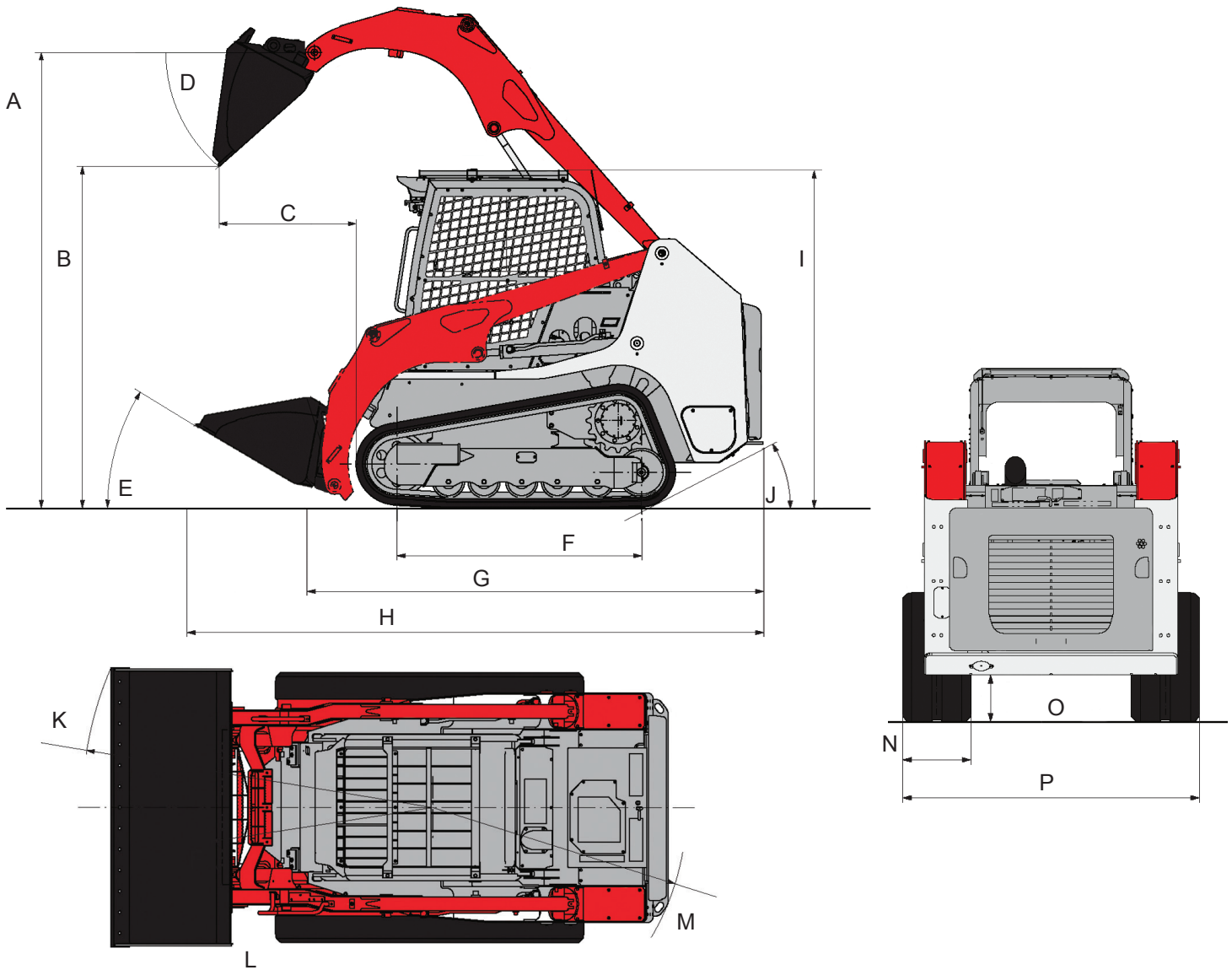


Pallet Forks



Trenchers

TL12R2 Compact Track Loader



MACHINE DIMENSIONS

A	Max. Lift Height to Bucket Pin	10 ft 6.0 in	(3,200 mm)
B	Dump Height Fully Raised	7 ft 10.5 in	(2,400 mm)
C	Dump Reach Fully Raised	3 ft 1.8 in	(960 mm)
D	Dump Angle	42°	
E	Rollback Angle	30°	
F	Track Ground Contact Length	5 ft 7.5 in	(1,716 mm)
G	Machine Length	10 ft 6.2 in	(3,205 mm)
H	Transport Length	13 ft 3.3 in	(4,045 mm)
I	Transport Height	7 ft 7.0 in	(2,311 mm)
J	Departure Angle	30°	
K	Clearance Circle with Bucket	8 ft 4.6 in	(2,555 mm)
L	Clearance Circle without Bucket	5 ft 4.4 in	(1,635 mm)
M	Clearance Circle Rear	6 ft 0.0 in	(1,829 mm)
N	Track Width	17.7 in	(450 mm)
O	Ground Clearance	12.5 in	(320 mm)
P	Overall Width without Bucket	6 ft 5.2 in	(1,960 mm)



TL12R2
TAKEUCHI
High Flow

TAKEUCHI

2 YEAR
2,000 HOUR
FULL MACHINE
WARRANTY



© 2020 Takeuchi Manufacturing (U.S.), Ltd. All Rights Reserved. Printed in the U.S.A.
In accordance with our established policy of continued improvement, specifications and features are subject to change without notice. Pictures may show options other than standard equipment.
FORM: TL12R2 Compact Track Loader Spec Sheet Jan. 2020

TAKEUCHI
From World First to World Leader